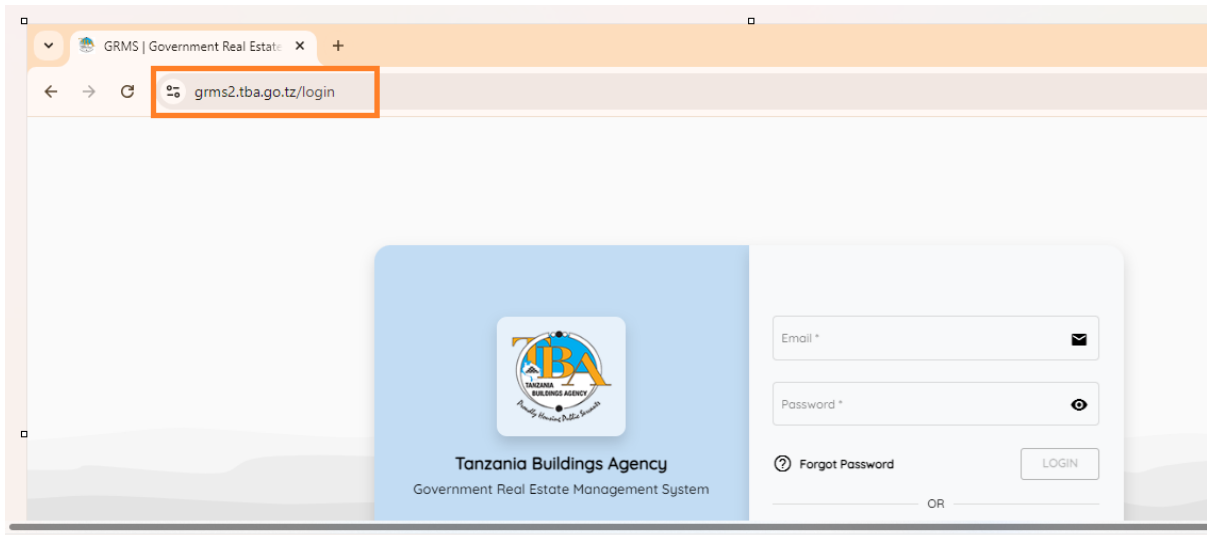


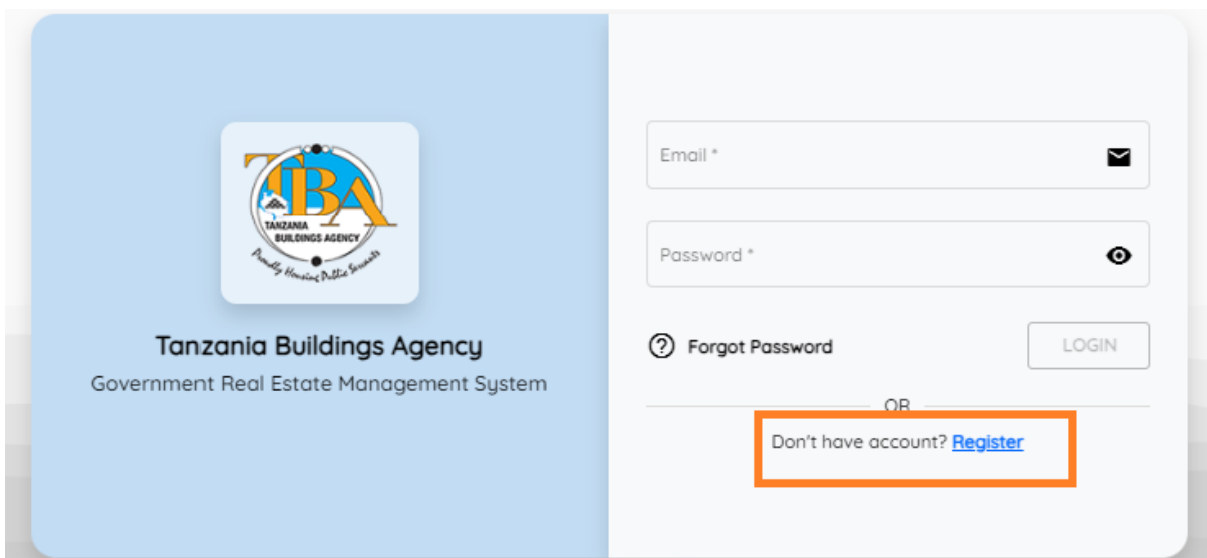
## JINSI YA KUJISAJILI KATIKA MFUMO WA MILIKI NA MIRADI

STEP 1. Ingia katika kivinjari (browser) ya computer yako na andika anuani hii

<https://grms2.tba.go.tz/login>



STEP 2. Mfumo utafunguka, kisha bonyeza kitufe kilicho andikwa ["Register"](#)



STEP 3: Mfumo utafunguka kukuruhusu kujaza taarifa zako. Kama wewe ni mtumishi wa Umma, chagua "Yes" kisha Jaza taarifa kikamilifu kisha bonyeza kitufe kimeandikwa "Register"

Register Account ←

Are you a public servant? \*

YES

NO

NIDA Number \* Firstname \*

MiddleName LastName \*

Gender \* Email Address \*

Phone Number (start with 255) \* Physical Address \*

**REGISTER**


STEP 4: Ingia katika barua pepe (email) yako uliyotumia wakati unafanya usajili. Mfumo utatuma barua pepe ikiwa na neno la siri la kuanzia (password) pamoja na link ya kubadili neno la siri.


Greetings,  
Your Account password is to be updated. Please reset your password a **Password Reset** to proceed  
Or You may use the default generated password: 2DG1GUGs


STEP 5: Badili neno la siri, kisha tumia barua pepe yako uliyotumia katika kujisajili kama "username" na neno la siri ulilobadili kuingia kwenye mfumo, kisha bonyeza kitufe kilicho andikwa "Login"



**Tanzania Buildings Agency**  
Government Real Estate Management System

Email \* **Weka email address yako hapa** 

Password \* **Weka neno la siri hapa** 

 [Forgot Password](#)

**LOGIN**

OR

Don't have account? [Register](#)